



Harikisan Jajoo Education Sanstha's

COLLEGE OF MANAGEMENT AND COMPUTER SCIENCE, YAVATMAL

**13/4-A, Behind Naringe Nagar, Dhamangaon Road,
Yavatmal-445001 (M.S.)**

**Recognized by Govt. of Maharashtra,
Affiliated to Sant Gadge Baba Amravati University
and Approved by AICTE**

ISO Certification : 9001 : 2015

Website :- <https://cmcs.hjes.in>

**ACADEMIC AND
ADMINISTRATIVE AUDIT
Academic Session 2020-2021**

ACADEMIC AND ADMINISTRATIVE AUDIT
PART- I

GENERAL INFORMATION

Academic Session – 2020 - 2021

- 1) Name of the Parent Trust/Society : Harikisan Jajoo Education Sanstha
 - a. Address : Krishidhan , Datta Chowk, Yavatmal
 - b. Registration number of the Trust/Society and date of registration : Maha-59/2001
 - c. Web site : www.hjes.in
- 2) Name of President /Chairman of the Trust/Society : Shri. Prakashji Jajoo
 - a. Address : Naringe Nagar, Yavatmal
 - b. Phone No: 07232-255595 Mobile No : 9423131946
- 3) Name of Secretary of the Trust/Society : Shri. Aashishji Jajoo
 - a. Address : Madhuban Society ,Dhamangaon Road, Yavatmal
 - b. E mail : aashishji78@gmail.com
 - c. Phone no : 07232-255595 Mobile no. 9423131946
- 4) Name of the College : College of Management And Computer Science, Yavatmal
 - a. Address : Behind Naringe Nagar, Dhamangaon Road , Yavatmal
 - b. Website : www.cmcs.hjes.in
 - c. phone No. 07232-255525/255535/255575/255595
 - d. E mail : aashishji78@gmail.com
- 5) Name of Principal : Prof. Ritesh D. Chandak
 - a) Nature of appointment : Regular approved/ Additional charge / Any other please specify :- **Additional charge**
 - b) Email : ritesh.chandak01@gmail.com
 - c) Phoneno : 9405392530 Mobile no : 9405392530
- 6) College Code given by University :- 457
- 7) a) Year of Establishment of H.E.I.:- 2002
 - b) Type of H.E.I. (Refer Manual) : Co-Education /Professional

8) Year of passing out of first graduation batch:2004-2005

9) Sanctions/Approvals/Affiliation/Accreditation:-

- a) Govt. of Maharashtra sanction
Letter No. and Date : NGC 2002/NMV(01/2002)/MSHI-3 ,date:-02/07/2002
- b) Latest University affiliation
Letter No. and Date: SGBAU GAZETTE-2019 –PART-TWO-86
Period of current affiliation : From 2019-2020 To 2021-2022
- c) First time University affiliation :
Letter No. & Date:--
- d) University Permanent affiliation if any: N/A
Letter No. & Date :N/A
- e) Whether the college belongs to Rural / Urban/Hilly / Tribal/Metro area (If any other) :Urban
- f) Whether recognized by UGC under 2 f and 12 (B)? (If yes, give details:
Letter No. & Date: NO
- g) Is member of AISHE :- Yes , ID – C 43052
Accreditation Status : Yes
NAAC/NBA/QCI/Any other, specify - NAAC
Grade and Score :Grade–B Score- 2.33 CGPA
Valid up to : -2026

10) Program /Course of studies having affiliation with the University.

Type of Program /Course : Permanent No grant (professional)

Faculty: Science, Commerce and Management

S.N.	Name of Program /Course	Subject	No. of divisions	Sanctioned Intake	Year of starting	Affiliation up to the year
	BBA	As per University syllabus	2	220	2002	2021-2022
	BCA	As per University syllabus	3	320	2002	2021-2022
	M.SC (Computer Sci.)	As per University syllabus	1	20	2002	2021-2022
	MBA	HR/ Marketing/ Finance	1	60	2009	2021-2022

PART – III
INFRASTRUCTURE AND RESOURCES

I. Physical Assets

Sr.No.	Parameter	Required as per Norms		Available	
		No.	Area	No.	Area (Sq.mt)
1.	Land			1	2.5 Acres
2.	Built-up Area			1	2367
	A) Instructional				
	Class Room				
	Laboratories				73.14
	Other as applicable				
	Tutorial Rooms				
	Seminar Hall			1	150.64
	Computer center			1	330
	Library			1	
	Language laboratory			1	35.31
	B) Administrative				
	Principal office			1	30.14
	Administrative office			1	46.26
	Other (As Applicable)				
	Departmental office				
	BBA				7.68
	BCA				8.21
	MBA				8.21
	MSC				8.1
	Women Development				8.21
	HOD & teachers seating area			1	49.14
	Faculty (staff) room			1	46.26
	Examination office			1	12.7
	NCC Room				
	NSS Room				
	NAAC or IQAC office (32.31)			1	21.83
	Record Room				
	Central Stores				46.86
	Training Placement office			1	12.7
	Security office			1	12.21
	C) Amenities				
	a) Boys Common Room				
	b) Girls Common Room			1	22.77
	c) Hostel :				
	For Boys				
	For Girls				
	d) Toilets / Wash Rooms				

	For Boys		2	15.84/15.84
	For Girls		1	14.28
	For Gents Faculty / Staff		1	7.31
	For Ladies Faculty / Staff		1	7.31
	Cafeteria / canteen			159.22
	e) Any other (if applicable)			
	Pantry			10.17
	Housekeeping room			10.1
	Stationary / Reprography		1	21.83
	First Aid / sick room			10.24
	D) Circulation Area			
	Veranda , Lobbies			
	Vehicle Parking			
	Garden			
	E) Sports / Games			
	Playgrounds			
	Indoor Stadium			
	Gymnasium			
	Any other			
	F) Library Building			
	Librarian Office(Cabin)		1	9.3
	Stack Room			35.28
	Reading Room			152.95
	Reference Section			
	Committee Room			
	Digital library			
	Any other			
3	Furniture, Fixture, Office Equipments			
	Office Furniture (Table ,Cupboard)		7,8	
	Light, Fans, Coolers, A.C.			
	Telephone EPBX		6	
	Mobile Phone		2	
	Fax Machine		-	
	Photocopiers		3	
	Any other (Chairs)		441	

II. Academic Assets.

Total Number of students in Institute

Sr.No.	Details	No. of Students
(i)	UG students	661
(ii)	PG students	177
(iii)	Any Other Program /Course	-
Total Students (UG +PG +Any Other Program / Course)		858

Teaching Staff

Teaching Staff (Institute Level) (For Professional Program /Courses)

Sr.No	Details	Required No. as per Norms	Available
1	For UG Program /Course		13
2	For PG Program /Course		10
3	For any other Program /Course	-	-
	Total Staff		23

Library staff :

Librarian		Asst.Librarian		Library Asst.		Library Attendants		Remarks
Required	Filled	Required	Filled	Required	Filled	Required	Filled	
	1	-	-	-	-	-	-	

Administrative staff :

Sr.No.	Name of Posts	Required	Available	Remarks
1	Head Clerk	1	1	
2	Senior Clerk	1	1	
3	Junior Clerk	1	1	
4	Peon	4	4	

Laboratory staff :

Name of Program/Course	Assistants		Technical staff		Attendants		Remarks
	Required	Filled	Required	Filled	Required	Filled	
Computer Science					1	1	

Library Information

Sr.No.	Parameter	Required as per Norms if given	Available
1.	No. of books		8398
2.	No. of Journals/ Periodicals		13
3.	News Papers		11
4.	Magazines		9

ICT Facilities

Sr. No.	Parameter	Required as per Norms if given	Available
1.	Computers		120
2	Laptops		27
3	Softwares		21
4	Printers		23
5	LCD Projectors		15
6	Interactive Boards		-
7	Internet		01
8	Wi-fi		4 hubs
9	Facility for MOOC like NPTEL, SWAYAM, Learning Management System etc.		
10	Any other		

PART – IV
PROGRAM /COURSE CURRICULUM AND TEACHING – LEARNING PROCESS

Adherence to University and College Academic Calendar:

Sr.No.	Activity	Prescribed		Implementation	
		First Session	Second Session	First Session	Second Session
1	Working days	104	104	104	104
2	Admission days	28		28	
3	Teaching days	66	94	66	94
4	Preparation days for examination	5	16	5	16
5	University examination days	32	30	32	30
6	Winter vacation	13	-	13	-
7	Summer vacation	-	35	-	35
8	Public holidays	9	10	9	10

Details of Students Induction Program /Course Conducted

Sr.No.	Details	Duration	No. of students attended
1	Induction Program of BCA	1 day	37

Compliance of university Teaching Scheme as per syllabus prescribed for the Program /Course

- i) Average No. of actual teaching hours (L, T, P) for the subjects in odd as well as even semesters. Vis-à-vis university schemes.
- ii) Extent of compliance of university curriculum.

Faculty :(Science & Tech)

Program /Course : Bachelor of Computer Application

Semester : First

Sr. No	Subject	As per Teaching Scheme						Actual Conducted for the session			% syllabus taught in the session	Students			Remark
		Work load- No of hours						L	T	P		No. Enrolled for the subject	% Average attendance of students in		
		Lecture L		Tutorial T		Practical P							L	T	
Per Week	For the Session	Per Week	For the Session	Per Week	For the Session	Theory	Tutorial	Practical							
1.	CF	05	70	-	-	01	07	60	-	07	100%	111	50%	50%	
2.	CP	05	70	-	-	01	07	62	-	07	100%	111	50%	50%	
3.	DT- I	05	70	-	-	02	14	60	-	07	100%	111	50%	50%	
4.	NM- I	05	70	-	-	02	14	58	-	07	100%	111	50%	50%	
5.	DM- I	05	70	-	-			58	-		100%	111	50%		
6.	CS- I	05	70	-	-			58	-		100%	111	50%		

Semester : Second

Sr. No	Subject	As per Teaching Scheme						Actual Conducted for the session			% syllabus taught in the session	Students			Remark	
		Work load- No of hours						L	T	P		No. Enrolled for the subject	% Average attendance of students in			
		Lecture		Tutorial		Practical							L	T		P
Per Week	For the Session	Per Week	For the Session	Per Week	For the Session	Theory	Tutorial	Practical	L	T	P					
1.	OS	05	70	-	-	01	07	50	-	07	100%	111	50%		50%	
2.	ADV. CP	05	70	-	-	01	07	52	-	07	100%	111	50%		50%	
3.	DT- II	05	70	-	-	02	14	50	-	07	100%	111	50%		50%	
4.	NM- II	05	70	-	-	02	14	51	-	07	100%	111	50%		50%	
5.	DM-II	05	70	-	-			48	-		100%	111	50%			
6.	CS-II	05	70	-	-			52	-		100%	111	50%			

Semester : Third

Sr. No	Subject	As per Teaching Scheme						Actual Conducted for the session			% syllabus taught in the session	Students			Remark	
		Work load- No of hours						L	T	P		No. Enrolled for the subject	% Average attendance of students in			
		Lecture		Tutorial		Practical							L	T		P
Per Week	For the Session	Per Week	For the Session	Per Week	For the Session	Theory	Tutorial	Practical	L	T	P					
1.	DS	05	70	-	-	01	07	60	-	07	100%	150	50%		50%	
2.	OOPS C	05	70	-	-	01	07	61	-	07	100%	150	50%		50%	
3.	DBMS	05	70	-	-	01	07	62	-	07	100%	150	50%		50%	
4.	AOS	05	70	-	-	01	07	61	-	07	100%	150	50%		50%	
5.	Elect	05	70	-	-	02	14	60	-	07	100%	150	50%		50%	

Semester : Fourth

Sr. No	Subject	As per Teaching Scheme						Actual Conducted for the session			% syllabus taught in the session	Students			Remark
		Work load- No of hours						L	T	P		No. Enrolled for the subject	% Average attendance of students in		
		Lecture L		Tutorial T		Practical P							L	T	
Per Week	For the Session	Per Week	For the Session	Per Week	For the Session	Theory	Tutorial	Practical							
1.	SAD/MIS	05	70	-	-	01	07	58	-	07	100%	150	50%		50%
2.	VB	05	70	-	-	01	07	57	-	07	100%	150	50%		50%
3.	WDOA	05	70	-	-	01	07	58	-	07	100%	150	50%		50%
4.	Networki ng	05	70	-	-	01	07	56	-	07	100%	150	50%		50%
5.	AMM	05	70	-	-	02	14	58	-	07	100%	150	50%		50%

Semester : Fifth

Sr. No	Subject	As per Teaching Scheme						Actual Conducted for the session			% syllabus taught in the session	Students			Remark
		Work load- No of hours						L	T	P		No. Enrolled for the subject	% Average attendance of students in		
		Lecture L		Tutorial T		Practical P							L	T	
Per Week	For the Session	Per Week	For the Session	Per Week	For the Session	Theory	Tutorial	Practical							
1.	CJ	05	70	-	-	01	07	60	-	07	100%	92	50%		50%
2.	NS	05	70	-	-	01	07	59	-	07	100%	92	50%		50%
3.	SE	05	70	-	-	01	07	58	-	07	100%	92	50%		50%
4.	CG	05	70	-	-	01	07	60	-	07	100%	92	50%		50%
5.	E-Com	05	70	-	-	02	14	61	-	07	100%	92	50%		50%

Semester : Sixth

Sr. No	Subject	As per Teaching Scheme						Actual Conducted for the session			% syllabus taught in the session	Students			Remark	
		Work load- No of hours						L	T	P		No. Enrolled for the subject	% Average attendance of students in			
		Lecture L		Tutorial T		Practical P							L	T		P
Per Week	For the Session	Per Week	For the Session	Per Week	For the Session	Theory	Tutorial	Practical		L	T	P				
1.	.NET	05	60	-	-	01	07	55	-	07	100%	92	50%		50%	
2.	CST	05	60	-	-	01	07	54	-	07	100%	92	50%		50%	
3.	MMT	05	60	-	-	01	07	56	-	07	100%	92	50%		50%	
4.	ST	05	60	-	-	01	07	55	-	07	100%	92	50%		50%	
5.	ADBMS	05	60	-	-	02	14	54	-	07	100%	92	50%		50%	

Faculty :(Science & Tech)

Program /Course : Master of Science(Computer Science)

Semester : First

Sr. No	Subject	As per Teaching Scheme						Actual Conducted for the session			% syllabus taught in the session	Students			Remark	
		Work load- No of hours						L	T	P		No. Enrolled for the subject	% Average attendance of students in			
		Lecture L		Tutorial T		Practical P							L	T		P
Per Week	For the Session	Per Week	For the Session	Per Week	For the Session	Theory	Tutorial	Practical		L	T	P				
1.	DSM	05	60	-	-			58	-		100%	28	70%			
2.	.NET C#	05	60	-	-			57	-		100%	28	70%			
3.	OS	05	60	-	-			58	-		100%	28	70%			
4.	CN	05	60	-	-			56	-		100%	28	70%			
5.	LAB I	07	84	-	-	07	84		-	60	100%	28			70%	
6.	LAB II	07	84			07	84			58	100%	28			70%	

Semester : Second

Sr. No	Subject	As per Teaching Scheme						Actual Conducted for the session			% syllabus taught in the session	Students			Remark	
		Work load- No of hours						L	T	P		No. Enrolled for the subject	% Average attendance of students in			
		Lecture		Tutorial		Practical							L	T		P
Per Week	For the Session	Per Week	For the Session	Per Week	For the Session	Theory	Tutorial	Practical	L	T	P					
1.	JAVA	05	60	-	-			58	-		100%	28	75%			
2.	DS	05	60	-	-			62	-		100%	28	75%			
3.	SE	05	60	-	-			56	-		100%	28	75%			
4.	CC	05	60	-	-			58	-		100%	28	75%			
5.	LAB III			-	-	07	84		-	60	100%	28			75%	
6.	LAB IV					07	84			58	100%	28			75%	

Semester : Third

Sr. No	Subject	As per Teaching Scheme						Actual Conducted for the session			% syllabus taught in the session	Students			Remark	
		Work load- No of hours						L	T	P		No. Enrolled for the subject	% Average attendance of students in			
		Lecture		Tutorial		Practical							L	T		P
Per Week	For the Session	Per Week	For the Session	Per Week	For the Session	Theory	Tutorial	Practical	L	T	P					
1.	DMW	05	60	-	-			58	-		100%	24	75%			
2.	CG	05	60	-	-			58	-		100%	24	75%			
3.	CSC	05	60	-	-			60	-		100%	24	75%			
4.	DDS	05	60	-	-			59	-		100%	24	75%			
5.	LAB V			-	-	07	84		-	62	100%	24			75%	
6.	LAB VI					07	84			60	100%	24			75%	

Semester : Fourth

Sr. No	Subject	As per Teaching Scheme						Actual Conducted for the session			% syllabus taught in the session	Students			Remark	
		Work load- No of hours						L	T	P		No. Enrolled for the subject	% Average attendance of students in			
		Lecture L		Tutorial T		Practical P							L	T		P
Per Week	For the Session	Per Week	For the Session	Per Week	For the Session	Theory	Tutorial	Practical								
1.	AI & ES	05	60	-	-			58	-		100%	24	70%			
2.	DAA	05	60	-	-			52	-		100%	24	70%			
3.	NS	05	60	-	-			58	-		100%	24	70%			
4.	MC	05	60	-	-			52	-		100%	24	70%			
5.	LAB VII			-	-	07	84		-	62	100%	24			70%	
6.	Project					07	84			62	100%	24			70%	

Faculty :(Commerce & Management)
 Program /Course : Bachelor of Business Administration

Semester : First

Sr. No	Subject	As per Teaching Scheme						Actual Conducted for the session			% syllabus taught in the session	Students			Remark	
		Work load- No of hours						L	T	P		No. Enrolled for the subject	% Average attendance of students in			
		Lecture		Tutorial		Practical							L	T		P
Per Week	For the Session	Per Week	For the Session	Per Week	For the Session	Theory	Tutorial	Practical	L	T	P					
1.	BE	05	60	-	-	-	-	58	-	-	100%	99	79%			
2.	BC	05	60	-	-	-	-	56	-	-	100%	99	75%			
3.	BA	05	60	-	-	-	-	59	-	-	100%	99	73%			
4.	CI	05	60	-	-	-	-	58	-	-	100%	99	80%			
5.	BMS	05	60	-	-	-	-	59	-	-	100%	99	75%			

Semester : Second

Sr. No	Subject	As per Teaching Scheme						Actual Conducted for the session			% syllabus taught in the session	Students			Remark	
		Work load- No of hours						L	T	P		No. Enrolled for the subject	% Average attendance of students in			
		Lecture		Tutorial		Practical							L	T		P
Per Week	For the Session	Per Week	For the Session	Per Week	For the Session	Theory	Tutorial	Practical	L	T	P					
1.	PBM	05	60	-	-	-	-	57	-	-	100%	99	75%			
2.	PE	05	60	-	-	-	-	59	-	-	100%	99	76%			
3.	FA	05	60	-	-	-	-	60	-	-	100%	99	78%			
4.	BL	05	60	-	-	-	-	58	-	-	100%	99	80%			
5.	FS	05	60	-	-	-	-	58	-	-	100%	99	75%			

Semester : Third

Sr. No	Subject	As per Teaching Scheme						Actual Conducted for the session			% syllabus taught in the session	Students			Remark	
		Work load- No of hours						L	T	P		No. Enrolled for the subject	% Average attendance of students in			
		Lecture L		Tutorial T		Practical P							L	T		P
Per Week	For the Session	Per Week	For the Session	Per Week	For the Session	Theory	Tutorial	Practical		L	T	P				
1.	HRM	05	60	-	-	-	-	58	-	-	100%	132	75%			
2.	SDM	05	60	-	-	-	-	59	-	-	100%	132	79%			
3.	CA	05	60	-	-	-	-	60	-	-	100%	132	80%			
4.	SPCM	05	60	-	-	-	-	59	-	-	100%	132	80%			
5.	DTL	05	60	-	-	-	-	57	-	-	100%	132	74%			

Semester : Forth

Sr. No	Subject	As per Teaching Scheme						Actual Conducted for the session			% syllabus taught in the session	Students			Remark	
		Work load- No of hours						L	T	P		No. Enrolled for the subject	% Average attendance of students in			
		Lecture L		Tutorial T		Practical P							L	T		P
Per Week	For the Session	Per Week	For the Session	Per Week	For the Session	Theory	Tutorial	Practical		L	T	P				
1.	MS	05	60	-	-	-	-	58	-	-	100%	132	74%			
2.	MM	05	60	-	-	-	-	59	-	-	100%	132	75%			
3.	MSE	05	60	-	-	-	-	58	-	-	100%	132	77%			
4.	CA	05	60	-	-	-	-	60	-	-	100%	132	75%			
5.	ITL	05	60	-	-	-	-	57	-	-	100%	132	76%			

Semester : Fifth

Sr. No	Subject	As per Teaching Scheme						Actual Conducted for the session			% syllabus taught in the session	Students			Remark	
		Work load- No of hours						L	T	P		No. Enrolled for the subject	% Average attendance of students in			
		Lecture L		Tutorial T		Practical P							L	T		P
Per Week	For the Session	Per Week	For the Session	Per Week	For the Session	Theory	Tutorial	Practical		L	T	P				
1.	CA	05	60	-	-	-	-	58	-	-	100%	75	75%			
2.	IE	05	60	-	-	-	-	57	-	-	100%	75	77%			
3.	HCHM	05	60	-	-	-	-	56	-	-	100%	75	75%			
4.	PFP	05	60	-	-	-	-	54	-	-	100%	75	74%			
5.	EM	05	60	-	-	-	-	58	-	-	100%	75	78%			

Semester : Sixth

Sr. No	Subject	As per Teaching Scheme						Actual Conducted for the session			% syllabus taught in the session	Students			Remark	
		Work load- No of hours						L	T	P		No. Enrolled for the subject	% Average attendance of students in			
		Lecture L		Tutorial T		Practical P							L	T		P
Per Week	For the Session	Per Week	For the Session	Per Week	For the Session	Theory	Tutorial	Practical		L	T	P				
1.	MA	05	60	-	-	-	-	58	-	-	100%	75	74%			
2.	IL	05	60	-	-	-	-	56	-	-	100%	75	76%			
3.	Auditing	05	60	-	-	-	-	59	-	-	100%	75	78%			
4.	IM	05	60	-	-	-	-	57	-	-	100%	75	75%			
5.	SM	05	60	-	-	-	-	60	-	-	100%	75	76%			

Faculty : (Commerce & Management)
Program /Course : Master of Business Administration
Semester : First

Sr. No	Subject	As per Teaching Scheme						Actual Conducted for the session			% syllabus taught in the session	Students			Remark	
		Work load- No of hours						L	T	P		No. Enrolled for the subject	% Average attendance of students in			
		Lecture		Tutorial		Practical							L	T		P
		Per Week	For the Session	Per Week	For the Session	Per Week	For the Session	Theory	Tutorial	Practical		L	T	P		
1.	PPM	03	45	-	-	-	-	41	-	-	100%	64	76%			
2.	ME	03	45	-	-	-	-	42	-	-	100%	64	75%			
3.	MNSD	03	45	-	-	-	-	40	-	-	100%	64	77%			
4.	AC.M	03	45	-	-	-	-	43	-	-	100%	64	74%			
5.	OB	03	45	-	-	-	-	41	-	-	100%	64	78%			
6.	BE	03	45	-	-	-	-	42	-	-	100%	64	77%			
7.	MIS	03	45	-	-	-	-	41	-	-	100%	64	75%			
8.	QM	03	45	-	-	-	-	41	-	-	100%	64	78%			

Semester : Second

Sr. No	Subject	As per Teaching Scheme						Actual Conducted for the session			% syllabus taught in the session	Students			Remark	
		Work load- No of hours						L	T	P		No. Enrolled for the subject	% Average attendance of students in			
		Lecture		Tutorial		Practical							L	T		P
		Per Week	For the Session	Per Week	For the Session	Per Week	For the Session	Theory	Tutorial	Practical		L	T	P		
1.	BE	04	45	-	-	-	-	40	-	-	100%	64	74%			
2.	RM	04	45	-	-	-	-	40	-	-	100%	64	76%			
3.	HRM	04	45	-	-	-	-	41	-	-	100%	64	75%			
4.	FM	04	45	-	-	-	-	42	-	-	100%	64	77%			
5.	MM	04	45	-	-	-	-	41	-	-	100%	64	78%			
6.	POM	04	45	-	-	-	-	40	-	-	100%	64	75%			
7.	LM	04	45	-	-	-	-	40	-	-	100%	64	77%			
8.	MS	04	45	-	-	-	-	40	-	-	100%	64	78%			

Semester : Third

	Subject	As per Teaching Scheme Work load- No of hours						Actual Conducted for the session			% syllabus taught in the session	Students			Remark
		Lecture L		Tutorial T		Practical P		L	T	P		No. Enrolled for the subject	% Average attendance of students in		
		Per Week	For the Session	Per Week	For the Session	Per Week	For the Session	Theory	Tutorial	Practical			L	T	
1.	BL	03	45	-	-	-	-	43	-	-	100%	61	75%		
2.	MIR	03	45	-	-	-	-	40	-	-	100%	19	76%		
3.	MTD	03	45	-	-	-	-	42	-	-	100%	19	78%		
4.	HRD	03	45	-	-	-	-	40	-	-	100%	19	76%		
5.	HRLF	03	45	-	-	-	-	40	-	-	100%	19	75%		
6.	CM	03	45	-	-	-	-	41	-	-	100%	19	74%		
7.	PM	03	45	-	-	-	-	41	-	-	100%	19	74%		
8.	IFS	03	45	-	-	-	-	42	-	-	100%	28	75%		
9.	BS	03	45	-	-	-	-	43	-	-	100%	28	76%		
10.	WCM	03	45	-	-	-	-	41	-	-	100%	28	76%		
11.	IFM	03	45	-	-	-	-	44	-	-	100%	28	77%		
12.	IS	03	45	-	-	-	-	42	-	-	100%	28	74%		
13.	RM	03	45	-	-	-	-	40	-	-	100%	28	76%		
14.	IMS	03	45	-	-	-	-	42	-	-	100%	14	75%		
15.	SDM	03	45	-	-	-	-	43	-	-	100%	14	76%		
16.	CB	03	45	-	-	-	-	44	-	-	100%	14	77%		
17.	AM	03	45	-	-	-	-	43	-	-	100%	14	74%		
18.	BM	03	45	-	-	-	-	42	-	-	100%	14	75%		
19.	ABM	03	45	-	-	-	-	40	-	-	100%	14	76%		

Semester : Fourth

Sr. No	Subject	As per Teaching Scheme						Actual Conducted for the session			% syllabus taught in the session	Students			Remark	
		Work load- No of hours						L	T	P		No. Enrolled for the subject	% Average attendance of students in			
		Lecture L		Tutorial T		Practical P							L	T		P
Per Week	For the Session	Per Week	For the Session	Per Week	For the Session	Theory	Tutorial	Practical								
1.	SM	03	45	-	-	-	-	41	-	-	100%	61	75%			
2.	HBWP	03	45	-	-	-	-	42	-	-	100%	15	74%			
3.	ODIS	03	45	-	-	-	-	42	-	-	100%	15	76%			
4.	MGP	03	45	-	-	-	-	42	-	-	100%	15	75%			
5.	CLM	03	45	-	-	-	-	42	-	-	100%	15	78%			
6.	KM	03	45	-	-	-	-	42	-	-	100%	15	78%			
7.	IHRM	03	45	-	-	-	-	41	-	-	100%	15	76%			
8.	FDA	03	45	-	-	-	-	42	-	-	100%	05	75%			
9.	SAPM	03	45	-	-	-	-	42	-	-	100%	05	78%			
10.	FD	03	45	-	-	-	-	42	-	-	100%	05	78%			
11.	MFS	03	45	-	-	-	-	42	-	-	100%	05	76%			
12.	FEM	03	45	-	-	-	-	40	-	-	100%	05	77%			
13.	IM	03	45	-	-	-	-	43	-	-	100%	05	77%			
14.	SPM	03	45	-	-	-	-	42	-	-	100%	41	74%			
15.	MoS	03	45	-	-	-	-	41	-	-	100%	41	75%			
16.	MNPOSS	03	45	-	-	-	-	41	-	-	100%	41	75%			
17.	RTM	03	45	-	-	-	-	42	-	-	100%	41	76%			
18.	RM	03	45	-	-	-	-	42	-	-	100%	41	76%			

19.	IME	03	45	-	-	-	-	41	-	-	100%	41	78%			
20.	D.W	03	45	-	-	-	-	44	-	-	100%	61	79%			

Teaching Methodology used and Innovative Teaching, if any

- i) Conventional Lecturing with Chalk–Duster–BlackBoard–WhiteBoard
- ii) PowerPoint Presentations on LCD Projector
- iii) Virtual ClassRooms, NPTELvideos/ Virtual Laboratories
- iv) Anyother,BeyondClassroomteaching-LearningMethodologyused,Givedetails

Sr.No.	Use of participatory innovative teaching-learning methodologies ,updating of subject contents/Program /Courses, mentoring ,Flipped Learning, Use of ICT etc
1	Youtube Videos of each subject Google Classrooms for Each Program
2	E-Notes uploaded on google Classrooms

**Details of Skill based Program /Courses / Entrepreneurship Program /Courses:
(National/State Skill council, University level skill Program /Courses, entrepreneurship
Program /Course etc.) available.**

Faculty	Department / Program / Course	No. of Courses available
Science and Technology	Certificate Course in DTP Certificate Course of Tally	2

	*CAY	*CAY-1	*CAY-2
Number of teachers involved			
Number of students involved	59	-	-
Number of teachers completed skill Program /Courses with certification	-	-	-
Number of Students completed skill Program /Courses with certification	59	-	-
Total		-	-

Digital initiatives: Use of SWAYAM and National Digital Library, creating and sharing digital resources

Details	Y/N	If yes, give details
Is the H.E.I. member of National Digital Library?	N	
Contribution by faculty for e-content /database	N	
Is the H.E.I. institutional member of K.R.C. of the University	Y	
Is the H.E.I. member of any other consortia like N-LIST, DEL-NET etc.	N	

Self Learning initiative

- i) Scope for self learning
- ii) The institution needs to provide the facilities, materials for learning beyond syllabus, Webinars, Podcast, MOOCs etc.

No. of teaching staff/ Non teaching staff / students who completed and are certified for MOOC.

	*CAY	*CAY-1	*CAY-2
No. of teaching staff	-	-	-
No. of Non-teaching staff	-	-	-
No. of Students	-	-	-

*CAY : Current Academic Year say 2020-21

*CAY-1 : One year before CAY i.e. 2019-20

*CAY-2 : Two years before CAY i.e. 2018-19

Students support, Feedback and Internships survey

1. Do you have Registered Alumni association?
If yes, mention year of establishment – 2018-19
2. Is there any mechanism of current student survey? Yes
3. Is there any Continuous assessment System? Yes
4. Is there any parameter available to indicate student-teacher preparedness to become in-service teacher?(Applicable for Teacher's Education Institutions only) NA
5. Is there any provision for internship for students ? Applicable for Professional Courses only) Yes(For MBA)
6. Is there any parameter available to indicate students' preparedness for employment / self employment ? (Applicable for Professional Courses only) Yes(For MBA)

Co-Curricular Activities performed: (Remedial Classes, Educational/study tour, Students' seminars, Research Club, etc.)

Faculty: Science & Technology / Commerce and Management / Humanities / Interdisciplinary

Sr.No.	Nature of Activity		Date of Activity If performed	Reference to curriculum
	Planned	Performed		
1.	Business Plan Competition	Yes	25.09.2020 26.09.2020	Business Planning
2.	Pro quest	Yes	17.10.2020	Programming related
3.	Guest Lecture	Yes	27.02.2021	Yes
4.	Expert Lecture	Yes	26.02.2021	Yes

Extra – Curricular Activities performed.

(Details of students clubs, groups set up for practice and promotion of local, liberal, fine and performing arts, NSS, NCC units)

Sr.No.	Type of Unit/ activity	No. of students enrolled		Details of participation in events
		Boys	Girls	
1	NSS	46	54	Blood Donation Camp Mask Distribution and Sanitization Tree Plantation

Administrative Working

Sr.No.	Item	Details
1.	Annual Budget Preparation	Yes
2.	Seed Money for project / research	No
3.	Corpus Fund and any other fund	No
4	Financial Audit by C.A.	Yes
5	Welfare measures for teaching and non teaching members	Yes
6	Conduct of various committee meetings and implementation of decision.	Yes

Sports facilities

Sr.No.	Item	Benchmark	Actual
1	Expenditure on sports per student		-
2	Percentage of participation of students in inter-collegiate sports		-
3	No. of color holders		-
4	Participation of students at State / National / Inter- national level		-

PART – V

**OUTCOMES
Learning Outcomes**

1). Students enrollment:-

Details of Program /Courses offered and students enrolment by the H.E.I. (Give data for Audit / Inspection Period)

Sr.No.	Program /Course level	Name of the Program /Course / Program /Course	Duration	Entry Qualification	Sanctioned / Approved student strength	No. of students admitted
1	Under Graduate	BBA	3 years	12 th (Any stream)	660	306
		BCA	3 Years	12 th +Maths	660	355
2	Post Graduate	M. Sc.	2 Years	Computer Graduate	40	52
		MBA	2 Years	Any Graduate+CET	120	125
	Any other Program /Course	-	-	-	-	-

Students Performance in University Examinations

Year CAY

**Faculty: Science & Technology
Program /Course: BCA**

Sr.No.	Name of the Subject	Semester : First		
		No. of Students Enrolled	No. of Students appeared for exam	% passing of appeared students
1.	Computer Fundamental	111	111	100%

2.	C programming	111	111	100%
3.	Digital technique	111	111	100%
4.	Numerical methods	111	111	100%
5.	Discrete mathematics	111	111	100%
6.	Communication skill	111	111	100%

Year CAY

Faculty: Science & Technology
Program /Course: BCA

Sr.No.	Name of the Subject	Semester : Second		
		No. of Students Enrolled	No. of Students appeared for exam	% passing of appeared students
1.	Operating System	108	108	100%
2.	Advance C	108	108	100%
3.	Digital technique	108	108	100%
4.	Numerical methods	108	108	100%
5.	Discrete mathematics	108	108	100%
6.	Communication skill	108	108	100%

Year CAY

Faculty: Science & Technology
Program /Course: BCA

Sr.No.	Name of the Subject	Semester : Third		
		No. of Students Enrolled	No. of Students appeared for exam	% passing of appeared students
1.	DATA STRUCTURE	148	148	100%
2.	OOPS C++	148	148	100%
3.	DBMS	148	148	100%

4.	AOS	148	148	100%
5.	Electronics	148	148	100%

Year CAY

Faculty: Science & Technology
Program /Course: BCA

Sr.No.	Name of the Subject	Semester : Fourth		
		No. of Students Enrolled	No. of Students appeared for exam	% passing of appeared students
1.	SAD/MIS	148	148	100%
2.	VB	148	148	100%
3.	WDOA	148	148	100%
4.	Networking	148	148	100%
5.	AMM	148	148	100%

Year CAY

Faculty: Science & Technology
Program /Course: BCA

Sr.No.	Name of the Subject	Semester : Fifth		
		No. of Students Enrolled	No. of Students appeared for exam	% passing of appeared students
1.	CJ	91	91	100%
2.	NS	91	91	100%
3.	SE	91	91	100%
4.	CG	91	91	100%
5.	E-Com	91	91	100%

Year CAY

Faculty: Science & Technology
Program /Course: BCA

Sr.No.	Name of the Subject	Semester : Sixth		
		No. of Students Enrolled	No. of Students appeared for exam	% passing of appeared students
1.	.NET	91	91	100%
2.	CST	91	91	100%
3.	MMT	91	91	100%
4.	ST	91	91	100%
5.	ADBMS	91	91	100%

Year CAY

Faculty: Science & Technology
Program /Course: MSc

Sr.No.	Name of the Subject	Semester : First		
		No. of Students Enrolled	No. of Students appeared for exam	% passing of appeared students
1.	DSM	28	28	100%
2.	.NET & C#	28	28	100%
3.	OS	28	28	100%
4.	CM	28	28	100%
5.	LAB I	28	28	100%
6.	LAB II	28	28	100%

Year CAY

Faculty: Science & Technology
Program /Course: MSc

Sr.No.	Name of the Subject	Semester : Second		
		No. of Students Enrolled	No. of Students appeared for exam	% passing of appeared students
1.	JAVA	28	28	100%
2.	DATA STRUCTURE	28	28	100%
3.	SE	28	28	100%
4.	CC	28	28	100%
5.	LAB III	28	28	100%
6.	LAB IV	28	28	100%

Year CAY

Faculty: Science & Technology
Program /Course: MSc

Sr.No.	Name of the Subject	Semester : Third		
		No. of Students Enrolled	No. of Students appeared for exam	% passing of appeared students
1.	DM	24	24	100%
2.	CG	24	24	100%
3.	CSC	24	24	100%
4.	DOS	24	24	100%
5.	LAB V	24	24	100%
6.	LAB VI	24	24	100%

Year CAY

Faculty: Science & Technology
Program /Course: MSc

Sr.No.	Name of the Subject	Semester : Fourth		
		No. of Students Enrolled	No. of Students appeared for exam	% passing of appeared students
1.	AI & ES	24	24	100%
2.	DAA	24	24	100%
3.	MC	24	24	100%
4.	NS	24	24	100%
5.	LAB VII	24	24	100%
6.	Project	24	24	100%

Year CAY

Faculty: Commerce and Management.,
Program /Course: BBA

Sr.No.	Name of the Subject	Semester : First		
		No. of Students Enrolled	No. of Students appeared for exam	% passing of appeared students
1.	Business Environment	99	95	100%
2.	Business Communication	99	95	100%
3.	Basics of Accounting	99	95	100%
4.	Creativity and Innovation	99	95	100%
5.	Business Mathematics & Statistics	99	95	100%

Year CAY

Faculty: Commerce and Management
Program /Course: BBA

Sr.No.	Name of the Subject	Semester : Second		
		No. of Students Enrolled	No. of Students appeared for exam	% passing of appeared students
1.	Principles Business Managements	99	95	100%
2.	Principles of Accounting	99	95	100%
3.	Fundamentals of Accounting	99	95	100%
4.	Business Law	99	95	100%
5.	Financial Services	99	95	100%

Year CAY

Faculty: Commerce and Management.,
Program /Course: BBA

Sr.No.	Name of the Subject	Semester : Third		
		No. of Students Enrolled	No. of Students appeared for exam	% passing of appeared students
1.	Human Resource Mngement	132	131	100%
2.	Sales and Distribution Management	132	131	100%
3.	Company Accounts	132	131	100%
4.	Secretarial Practice & Company Management	132	131	100%
5.	Direct Tax Law	132	131	100%

Year CAY

Faculty: Commerce and Management
Program /Course: BBA

Sr.No.	Name of the Subject	Semester : Fourth		
		No. of Students Enrolled	No. of Students appeared for exam	% passing of appeared students
1.	Managerial Skills	132	130	100%
2.	Marketing Management	132	130	100%
3.	Management of Small Entrepreneurs	132	130	100%
4.	Corporate Accounting	132	130	100%
5.	Indirect Tax Law	132	130	100%

Year CAY

Faculty: Commerce and Management
Program /Course: BBA

Sr.No.	Name of the Subject	Semester : Fifth		
		No. of Students Enrolled	No. of Students appeared for exam	% passing of appeared students
1.	Cost Accounting	75	75	100%
2.	Indian Economics	75	75	100%
3.	Health Care and Hospitality Management	75	75	100%
4.	Personal Financial Planning	75	75	100%
5.	Event Management	75	75	100%

Year CAY

Faculty: Commerce and Management
Program /Course: BBA

Sr.No.	Name of the Subject	Semester : Sixth		
		No. of Students Enrolled	No. of Students appeared for exam	% passing of appeared students
1.	Management Accounting	75	75	100%
2.	Industrial Law	75	75	100%
3.	Auditing	75	75	100%
4.	Investment Science	75	75	100%
5.	Service Management	75	75	100%

Year CAY

Faculty: Commerce and Management
Program /Course: MBA

Sr.No.	Name of the Subject	Semester : First		
		No. of Students Enrolled	No. of Students appeared for exam	% passing of appeared students
1.	Principles and Practices of Management	64	64	100%
2.	Managerial Economics	64	64	100%
3.	Managerial Skill Development	64	64	100%
4.	Accounting for Managers	64	64	100%
5.	Organizational Behaviour and Effectiveness	64	64	100%
6.	Business Ethics	64	64	100%
7.	Management Information system	64	64	100%
8.	Quantitative Methods	64	64	100%

Year CAY

Faculty: Commerce and Management
Program /Course: MBA

Sr.No.	Name of the Subject	Semester : Second		
		No. of Students Enrolled	No. of Students appeared for exam	% passing of appeared students
1.	Business Environment	64	64	100%
2.	Research Methodology	64	64	100%
3.	Human Resource Management	64	64	100%
4.	Financial Management	64	64	100%
5.	Marketing Management	64	64	100%
6.	Production and Operation Management	64	64	100%
7.	Logistic Management	64	64	100%
8.	Management Science	64	64	100%

Year CAY

Faculty: Commerce and Management
Program /Course: MBA

Sr.No.	Name of the Subject	Semester : Third		
		No. of Students Enrolled	No. of Students appeared for exam	% passing of appeared students
1.	Business Law	61	60	100%
2.	Management of Industrial Relation	20	20	100%
3.	Management of Training and Development	20	20	100%
4.	Compensation Management	20	20	100%
5.	Human Resource Development	20	20	100%
6.	Human Resource and Legal Framework	20	20	100%

7.	Performance Management	20	20	100%
8.	Indian Financial System	27	27	100%
9.	Banking System	27	27	100%
10.	Working Capital Management	27	27	100%
11.	International Financial Management	27	27	100%
12.	Investment Science	27	27	100%
13.	Risk Management	27	27	100%
14.	International Marketing Strategy	14	13	100%
15.	Sales and Distribution Management	14	13	100%
16.	Consumer Behaviour	14	12	92.31%
17.	Advertising Management	14	13	100%
18.	Brand Management	14	13	100%
19.	Agro Business Marketing	14	13	100%

Year CAY

Faculty: Commerce and Management
Program /Course: MBA

Sr.No.	Name of the Subject	Semester : Fourth		
		No. of Students Enrolled	No. of Students appeared for exam	% passing of appeared students
1.	Strategic Management	61	60	98.36%
2.	Human Behaviour at Work Place	15	14	93.33%
3.	Organizational Development & Intervention Strategies	15	14	93.33%
4.	Management of Group Process	15	14	93.33%
5.	Corporate Leadership Management	15	14	93.33%
6.	Knowledge Management	15	14	93.33%
7.	International HRM	15	14	93.33%

8.	Financial Decision Analysis	05	05	100%
9.	Security Analysis & Portfolio Management	05	05	100%
10.	Financial Derivatives	05	05	100%
11.	Management of Financial Services	05	05	100%
12.	Foreign Exchange Market	05	05	100%
13.	Insurance Management	05	05	100%
14.	Sales Promotion Management	41	41	100%
15.	Marketing of Services	41	41	100%
16.	Marketing of Non Profit Organizations and Services	41	41	100%
17.	Retail Marketing	41	41	100%
18.	Rural Marketing	41	41	100%
19.	International Marketing Environment	41	41	100%
20.	Dissertation Work	61	60	98.36%

Year CAY-1

Faculty: Science & Technology
Program /Course: BCA

Sr.No.	Name of the Subject	Semester : First		
		No. of Students Enrolled	No. of Students appeared for exam	% passing of appeared students
1.	Computer Fundamental	168	168	60.12
2.	C programming	168	168	27.98
3.	Digital technique	168	168	30.93
4.	Numerical methods	168	168	36.31
5.	Discrete mathematics	168	168	38.10
6.	Communication skill	168	168	47.62

Year CAY-1**Faculty: Science & Technology****Program /Course: BCA**

Sr.No.	Name of the Subject	Semester : Second		
		No. of Students Enrolled	No. of Students appeared for exam	% passing of appeared students
1.	Operating System	168	168	79.76
2.	Advance C	168	168	79.17
3.	Digital technique	168	168	79.17
4.	Numerical methods	168	168	79.17
5.	Discrete mathematics	168	168	79.17
6.	Communication skill	168	168	79.17

Year CAY-1**Faculty: Science & Technology****Program /Course: BCA**

Sr.No.	Name of the Subject	Semester : Third		
		No. of Students Enrolled	No. of Students appeared for exam	% passing of appeared students
1.	DATA STRUCTURE	76	76	46.65
2.	OOPS C	76	76	34.21
3.	DBMS	76	76	67.11
4.	AOS	76	76	46.05
5.	Electronics	76	76	22.37

Year CAY-1

Faculty: Science & Technology
Program /Course: BCA

Sr.No.	Name of the Subject	Semester : Fourth		
		No. of Students Enrolled	No. of Students appeared for exam	% passing of appeared students
1.	SAD/MIS	76	70	95.71
2.	VB	76	70	95.71
3.	WDOA	76	70	95.71
4.	Networking	76	70	95.71
5.	AMM	76	70	95.71

Year CAY-1

Faculty: Science & Technology
Program /Course: BCA

Sr.No.	Name of the Subject	Semester : Fifth		
		No. of Students Enrolled	No. of Students appeared for exam	% passing of appeared students
1.	CJ	85	85	78.47
2.	NS	85	85	58.82
3.	SE	85	85	68.24
4.	CG	85	85	87.06
5.	E-Com	85	85	80

Year CAY-1

Faculty: Science & Technology

Program /Course: BCA

Sr.No.	Name of the Subject	Semester : Sixth		
		No. of Students Enrolled	No. of Students appeared for exam	% passing of appeared students
1.	.NET	85	85	96.47
2.	CST	85	85	96.47
3.	MMT	85	85	96.47
4.	ST	85	85	96.47
5.	ADBMS	85	85	96.47

Year CAY-1

Faculty: Science & Technology

Program /Course: MSc

Sr.No.	Name of the Subject	Semester : First		
		No. of Students Enrolled	No. of Students appeared for exam	% passing of appeared students
1.	DSM	28	27	96.15
2.	.NET & C#	28	27	69.23
3.	OS	28	27	69.23
4.	CM	28	27	92.31
5.	LAB I	28	27	96.15
6.	LAB II	28	27	96.15

Year CAY-1

Faculty: Science & Technology
Program /Course: MSc

Sr.No.	Name of the Subject	Semester : Second		
		No. of Students Enrolled	No. of Students appeared for exam	% passing of appeared students
1.	JAVA	26	25	100%
2.	DS	26	25	100%
3.	SE	26	25	100%
4.	CC	26	25	100%
5.	LAB III	26	25	100%
6.	LAB IV	26	25	100%

Year CAY-1

Faculty: Science & Technology
Program /Course: MSc

Sr.No.	Name of the Subject	Semester : Third		
		No. of Students Enrolled	No. of Students appeared for exam	% passing of appeared students
1.	DM	19	18	61.11
2.	CG	19	18	72.22
3.	CSC	19	18	33.33
4.	DOS	19	18	72.22
5.	LAB V	19	18	100
6.	LAB VI	19	18	100

Year CAY-1**Faculty: Science & Technology****Program /Course: MSc**

Sr.No.	Name of the Subject	Semester : Fourth		
		No. of Students Enrolled	No. of Students appeared for exam	% passing of appeared students
1.	AI & ES	19	18	100%
2.	DAA	19	18	100%
3.	MC	19	18	100%
4.	NS	19	18	100%
5.	LAB VII	19	18	100%
6.	Project	19	18	100%

Year CAY-1**Faculty: Commerce and Management****Program /Course: BBA**

Sr.No.	Name of the Subject	Semester : First		
		No. of Students Enrolled	No. of Students appeared for exam	% passing of appeared students
1.	Business Environment	147	140	67.86
2.	Business Communication	147	140	60.00
3.	Basics of Accounting	147	140	44.29
4.	Creativity and Innovation	147	140	57.14
5.	Business Mathematics & Statistics	147	140	63.57

Year CAY-1

Faculty: Commerce and Management
Program /Course: BBA

Sr.No.	Name of the Subject	Semester : Second		
		No. of Students Enrolled	No. of Students appeared for exam	% passing of appeared students
1.	Principles Business Managements	147	128	96.88
2.	Principles of Accounting	147	128	96.88
3.	Fundamentals of Accounting	147	128	96.88
4.	Business Law	147	128	96.88
5.	Financial Services	147	128	96.88

Year CAY-1

Faculty: Commerce and Management
Program /Course: BBA

Sr.No.	Name of the Subject	Semester : Third		
		No. of Students Enrolled	No. of Students appeared for exam	% passing of appeared students
1.	Human Resource management	67	67	67.16
2.	Sales and Distribution Management	67	67	89.55
3.	Company Accounts	67	67	92.54
4.	Secretarial Practice & Company Management	67	67	76.12
5.	Direct Tax Law	67	67	67.16

Year CAY-1

Faculty: Commerce and Management
Program /Course: BBA

Sr.No.	Name of the Subject	Semester : Fourth		
		No. of Students Enrolled	No. of Students appeared for exam	% passing of appeared students
1.	Managerial Skills	67	64	95.52
2.	Marketing Management	67	64	95.52
3.	Management of Small Entrepreneurs	67	64	95.52
4.	Corporate Accounting	67	64	95.52
5.	Indirect Tax Law	67	64	95.52

Year CAY-1

Faculty: Commerce and Management
Program /Course: BBA

Sr.No.	Name of the Subject	Semester : Fifth		
		No. of Students Enrolled	No. of Students appeared for exam	% passing of appeared students
1.	Cost Accounting	62	61	68.85
2.	Indian Economics	62	61	90.16
3.	Health Care and Hospitality Management	62	61	98.36
4.	Personal Financial Planning	62	61	78.69
5.	Event Management	62	61	96.72

Year CAY-1**Faculty: Commerce and Management**
Program /Course: BBA

Sr.No.	Name of the Subject	Semester : Sixth		
		No. of Students Enrolled	No. of Students appeared for exam	% passing of appeared students
1.	Management Accounting	62	62	100%
2.	Industrial Law	62	62	100%
3.	Auditing	62	62	100%
4.	Investment Science	62	62	100%
5.	Service Management	62	62	100%

Year CAY-1**Faculty: Commerce and Management**
Program /Course: MBA

Sr.No.	Name of the Subject	Semester : First		
		No. of Students Enrolled	No. of Students appeared for exam	% passing of appeared students
1.	Principles and Practices of Management	47	47	40.43
2.	Managerial Economics	47	47	17.2
3.	Managerial Skill Development	47	47	44.68
4.	Accounting for Managers	47	47	14.89
5.	Organizational Behaviour and Effectiveness	47	47	55.32
6.	Business Ethics	47	47	55.32
7.	Management Information system	47	47	44.68
8.	Quantitative Methods	47	47	85.11

Year CAY-1

Faculty: Commerce and Management
Program /Course: MBA

Sr.No.	Name of the Subject	Semester : Second		
		No. of Students Enrolled	No. of Students appeared for exam	% passing of appeared students
1.	Business Environment	47	46	97.83
2.	Research Methodology	47	46	97.83
3.	Human Resource Management	47	46	97.83
4.	Financial Management	47	46	97.83
5.	Marketing Management	47	46	97.83
6.	Production and Operation Management	47	46	97.83
7.	Logistic Management	47	46	97.83
8.	Management Science	47	46	100

Year CAY-1

Faculty: Commerce and Management
Program /Course: MBA

Sr.No.	Name of the Subject	Semester : Third		
		No. of Students Enrolled	No. of Students appeared for exam	% passing of appeared students
1.	Business Law	28	15	53.57
2.	Management of Industrial Relation	10	08	80
3.	Management of Training and Development	10	08	80
4.	Compensation Management	10	08	90
5.	Human Resource Development	10	09	80
6.	Human Resource and Legal Framework	10	08	80

7.	Performance Management	10	08	80
8.	Indian Financial System	12	08	66.67
9.	Banking System	12	11	91.67
10.	Working Capital Management	12	05	41.67
11.	International Financial Management	12	08	66.67
12.	Investment Science	12	01	8.33
13.	Risk Management	12	09	75
14.	International Marketing Strategy	06	00	00
15.	Sales and Distribution Management	06	03	50
16.	Consumer Behaviour	06	04	66.67
17.	Advertising Management	06	00	00
18.	Brand Management	06	04	66.67
19.	Agro Business Marketing	06	05	83.33

Year CAY-1

**Faculty: Commerce and Management
Program /Course: MBA**

Sr.No.	Name of the Subject	Semester : Fourth		
		No. of Students Enrolled	No. of Students appeared for exam	% passing of appeared students
1.	Strategic Management	20	20	100%
2.	Human Behaviour at Work Place	09	09	100%
3.	Organizational Development & Intervention Strategies	09	09	100%
4.	Management of Group Process	09	09	100%
5.	Corporate Leadership Management	09	09	100%
6.	Knowledge Management	09	09	100%
7.	International HRM	09	09	100%

8.	Financial Decision Analysis	01	01	100%
9.	Security Analysis & Portfolio Management	01	01	100%
10.	Financial Derivatives	01	01	100%
11.	Management of Financial Services	01	01	100%
12.	Foreign Exchange Market	01	01	100%
13.	Insurance Management	01	01	100%
14.	Sales Promotion Management	10	10	100%
15.	Marketing of Services	10	10	100%
16.	Marketing of Non Profit Organizations and Services	10	10	100%
17.	Retail Marketing	10	10	100%
18.	Rural Marketing	10	10	100%
19.	International Marketing Environment	10	10	100%
20.	Dissertation Work	20	20	100%

Year CAY-2

Faculty: Science and Technology
Program /Course: BCA

Sr.No.	Name of the Subject	Semester : First		
		No. of Students Enrolled	No. of Students appeared for exam	% passing of appeared students
1.	Computer Fundamental	149	149	28.19
2.	C programming	149	149	21.13
3.	Digital technique	149	149	31.54
4.	Numerical methods	149	149	29.53
5.	Discrete mathematics	149	149	70
6.	Communication skill	149	149	46.98

Year CAY-2

Faculty: Science and Technology
Program /Course: BCA

Sr.No.	Name of the Subject	Semester : Second		
		No. of Students Enrolled	No. of Students appeared for exam	% passing of appeared students
1.	Operating System	149	131	43.51
2.	Advance C	149	131	34.35
3.	Digital technique	149	131	33.59
4.	Numerical methods	149	131	29.01
5.	Discrete mathematics	149	131	46.56
6.	Communication skill	149	131	51.15

Year CAY-2

Faculty: Science & Technology
Program /Course: BCA

Sr.No.	Name of the Subject	Semester : Third		
		No. of Students Enrolled	No. of Students appeared for exam	% passing of appeared students
1.	DATA STRUCTURE	139	139	38.13
2.	OOPS C	139	139	22.30
3.	DBMS	139	139	35.25
4.	AOS	139	139	15.83
5.	Electronics	139	139	22.39

Year CAY-2

Faculty: Science & Technology
Program /Course: BCA

Sr.No.	Name of the Subject	Semester : Fourth		
		No. of Students Enrolled	No. of Students appeared for exam	% passing of appeared students
1.	SAD/MIS	139	135	48.15
2.	VB	139	135	25.93
3.	WDOA	139	135	47.41
4.	Networking	139	135	48.15
5.	AMM	139	135	38.52

Year CAY-2

Faculty: Science & Technology
Program /Course: BCA

Sr.No.	Name of the Subject	Semester : Fifth		
		No. of Students Enrolled	No. of Students appeared for exam	% passing of appeared students
1.	CJ	52	52	84.62
2.	NS	52	52	86.54
3.	SE	52	52	88.46
4.	CG	52	52	92.31
5.	E-Com	52	52	94.23

Year CAY-2

Faculty: Science & Technology
Program /Course: BCA

Sr.No.	Name of the Subject	Semester : Sixth		
		No. of Students Enrolled	No. of Students appeared for exam	% passing of appeared students
1.	.NET	52	52	80.77
2.	CST	52	52	88.46
3.	MMT	52	52	86.54
4.	ST	52	52	92.31
5.	ADBMS	52	52	78.85

Year CAY-2

Faculty: Science & Technology
Program /Course: MSc

Sr.No.	Name of the Subject	Semester : First		
		No. of Students Enrolled	No. of Students appeared for exam	% passing of appeared students
1.	DSM	18	18	44.44
2.	.NET & C#	18	18	61.11
3.	OS	18	18	77.78
4.	CM	18	18	83.33
5.	LAB I	18	18	100
6.	LAB II	18	18	100

Year CAY-2

Faculty: Science & Technology

Program /Course: MSc

Sr.No.	Name of the Subject	Semester : Second		
		No. of Students Enrolled	No. of Students appeared for exam	% passing of appeared students
1.	JAVA	18	18	94.44
2.	DATA STRUCTURE	18	18	100
3.	SE	18	18	77.78
4.	CC	18	18	83.33
5.	LAB III	18	18	100
6.	LAB IV	18	18	100

Year CAY-2

Faculty: Science & Technology

Program /Course: MSc

Sr.No.	Name of the Subject	Semester : Third		
		No. of Students Enrolled	No. of Students appeared for exam	% passing of appeared students
1.	DM	26	26	80.77
2.	CG	26	26	96.15
3.	CSC	26	26	88.46
4.	DOS	26	26	92.31
5.	LAB V	26	26	100
6.	LAB VI	26	26	100

Year CAY-2

Faculty: Science & Technology
Program /Course: MSc

Sr.No.	Name of the Subject	Semester : Fourth		
		No. of Students Enrolled	No. of Students appeared for exam	% passing of appeared students
1.	AI & ES	26	26	92.31
2.	DAA	26	26	69.83
3.	MC	26	26	96.15
4.	NS	26	26	100
5.	LAB VII	26	26	100
6.	Project	26	26	100

Year CAY-2

Faculty: Commerce and Management
Program /Course: BBA

Sr.No.	Name of the Subject	Semester : First		
		No. of Students Enrolled	No. of Students appeared for exam	% passing of appeared students
1.	Business Environment	121	121	63.11
2.	Business Communication	121	121	50
3.	Basics of Accounting	121	121	61.48
4.	Creativity and Innovation	121	121	49.18
5.	Business Mathematics & Statistics	121	121	59.84

Year CAY-2

Faculty: Commerce and Management
Program /Course: BBA

Sr.No.	Name of the Subject	Semester : Second		
		No. of Students Enrolled	No. of Students appeared for exam	% passing of appeared students
1.	Principles Business Managements	121	111	49.55
2.	Principles of Accounting	121	111	56.76
3.	Fundamentals of Accounting	121	111	54.05
4.	Business Law	121	111	57.66
5.	Financial Services	121	111	63.96

Year CAY-2

Faculty: Commerce and Management
Program /Course: BBA

Sr.No.	Name of the Subject	Semester : Third		
		No. of Students Enrolled	No. of Students appeared for exam	% passing of appeared students
1.	Human Resource management	84	82	57.14
2.	Sales and Distribution Management	84	82	47.90
3.	Company Accounts	84	82	65.31
4.	Secretarial Practice & Company Management	84	82	60.20
5.	Direct Tax Law	84	82	42.86

Year CAY-2

Faculty: Commerce and Management
Program /Course: BBA

Sr.No.	Name of the Subject	Semester : Fourth		
		No. of Students Enrolled	No. of Students appeared for exam	% passing of appeared students
1.	Managerial Skills	84	83	59.76
2.	Marketing Management	84	83	73.17
3.	Management of Small Entrepreneurs	84	83	79.27
4.	Corporate Accounting	84	83	60.98
5.	Indirect Tax Law	84	83	58.54

Year CAY-2

Faculty: Commerce and Management
Program /Course: BBA

Sr.No.	Name of the Subject	Semester : Fifth		
		No. of Students Enrolled	No. of Students appeared for exam	% passing of appeared students
1.	Company Accounting	44	44	56.82
2.	Industrial Law	44	44	63.64
3.	Indian Economics	44	44	95.45
4.	Investment Management	44	44	97.73
5.	Company Management & Secretarial Practices	44	44	93.18
6.	Sales and Advertisement Management	44	44	90.91
7.	Economic & Other Legislation	44	44	97.73
8.	Business Data Processing	44	44	97.73

Year CAY-2

**Faculty: Commerce and Management
Program /Course: MBA**

Sr.No.	Name of the Subject	Semester : First		
		No. of Students Enrolled	No. of Students appeared for exam	% passing of appeared students
1.	Principles and Practices of Management	50	50	24
2.	Managerial Economics	50	50	22
3.	Managerial Skill Development	50	50	40
4.	Accounting for Managers	50	50	16
5.	Organizational Behaviour and Effectiveness	50	50	40
6.	Business Ethics	50	50	70
7.	Management Information system	50	50	32
8.	Quantitative Methods	50	50	92

Year CAY-2

**Faculty: Commerce and Management
Program /Course: MBA**

Sr.No.	Name of the Subject	Semester : Second		
		No. of Students Enrolled	No. of Students appeared for exam	% passing of appeared students
1.	Business Environment	50	50	64
2.	Research Methodology	50	50	62
3.	Human Resource Management	50	50	58
4.	Financial Management	50	50	32
5.	Marketing Management	50	50	70

6.	Production and Operation Management	50	50	46
7.	Logistic Management	50	50	34
8.	Management Science	50	50	82

Year CAY-2

Faculty: Commerce and Management
Program /Course: MBA

Sr.No.	Name of the Subject	Semester : Third		
		No. of Students Enrolled	No. of Students appeared for exam	% passing of appeared students
1.	Business Law	45	16	35.56
2.	Management of Industrial Relation	09	09	100
3.	Management of Training and Development	09	08	88.89
4.	Compensation Management	09	04	44.45
5.	Human Resource Development	09	08	88.89
6.	Human Resource and Legal Framework	09	09	100
7.	Performance Management	09	09	100
8.	Indian Financial System	31	28	90.32
9.	Banking System	31	28	90.32
10.	Working Capital Management	31	22	70.9
11.	International Financial Management	31	09	29.03
12.	Investment Science	31	18	58.06
13.	Risk Management	31	30	96.77
14.	International Marketing Strategy	05	04	80
15.	Sales and Distribution Management	05	02	40
16.	Consumer Behaviour	05	00	00
17.	Advertising Management	05	04	80

18.	Brand Management	05	04	80
19.	Agro Business Marketing	05	02	40

Year CAY-2

**Faculty: Commerce and Management
Program /Course: MBA**

Sr.No.	Name of the Subject	Semester : Fourth		
		No. of Students Enrolled	No. of Students appeared for exam	% passing of appeared students
1.	Strategic Management	45	33	73.33
2.	Human Behaviour at Work Place	20	16	80
3.	Organizational Development & Intervention Strategies	20	17	85
4.	Management of Group Process	20	17	85
5.	Corporate Leadership Management	20	16	80
6.	Knowledge Management	20	17	85
7.	International HRM	20	17	85
8.	Financial Decision Analysis	03	03	100
9.	Security Analysis & Portfolio Management	03	02	66.67
10.	Financial Derivatives	03	03	100
11.	Management of Financial Services	03	03	100
12.	Foreign Exchange Market	03	03	100
13.	Insurance Management	03	03	
14.	Sales Promotion Management	22	18	81.82
15.	Marketing of Services	22	18	81.82
16.	Marketing of Non Profit Organizations and Services	22	20	90.91
17.	Retail Marketing	22	19	86.36
18.	Rural Marketing	22	20	90.91

19.	International Marketing Environment	22	20	90.91
20.	Dissertation Work	45	38	84.44

Performance of Students in Avishkar, Indradhanush, Ashwamedh any other.

Year	Type	No. of Students
	=	=

Give the details of recruitment of pass out students for Audit / Inspection Period

Year	No. of Students	Salary Offered	Sector (Govt /Private/...)
2020-2021	8	Min.—Max. 1.5 – 3 Lakh per annum	Private

Quality Improvement Outcomes

1. Teaching work performed (Faculty wise)

Faculty (Science & Tech, Commerce & Management, Humanities,/Interdisciplinary)

Program /Course: computer department

Name of the Teacher	Subject	Class	Paper	No. of Lectures Available	No. of Lectures actually engaged	Extras engaged	Extent to which syllabus is completed (%)
Mrs. Sarika Sulke	C Programming	BCA I SEM I	1ST2	70	62		100
	OOPS C	BCA II SEM III	3ST2	70	61		100
	Adv. C	BCA I SEM II	2ST2	60	52		100
	.net	BCA III SEM VI	6ST1	60	55		100

2. Result Analysis

Name of the Teacher	Semester/Year	Subject	Paper	Uni. Result	Result of college
Mrs. Sarika Sulke	BCA I SEM I	C Programming	1ST2	100	100
	BCA II SEM III	OOPS C	3ST2	100	100
	BCA I SEM II	Adv. C	2ST2	100	100
	BCA III SEM VI	.net	6ST1	100	100

Name of the Teacher	Subject	Class	Paper	No. of Lectures Available	No. of Lectures actually engaged	Extras engaged	Extent to which syllabus is completed (%)
Mr. Atul Shingarwade	Data Structure	BCA II SEM III	3ST1	70	60		100
	Software testing	BCA III SEM V	6ST4	60	55		100
	DMW	MSC II SEM III	3MCS 1	60	58		100

	Net tech & C#	MSC I SEM I	1MCS 2	60	57		100
	Java Programming	MSC I SEM II	2MCS 1	60	60		100

Result Analysis

Name of the Teacher	Semester/Year	Subject	Paper	Uni. Result	Result of college
Mr. Atul Shingarwade	BCA II SEM III	Data Structure	3ST1	100	100
	BCA III SEM V	Software testing	6ST4	100	100
	MSC II SEM III	DMW	3MCS1	100	100
	MSC I SEM I	Net tech & C#	1MCS2	100	100
	MSC I SEM II	Java Programming	2MCS1	100	100

Teaching work performed (Faculty wise)

Name of the Teacher	Subject	Class	Paper	No. of Lectures Available	No. of Lectures actually engaged	Extras engaged	Extent to which syllabus is completed (%)
Mr. Umesh Kantode	Core java	BCA III SEM V	5ST1	70	60		100
	Visual Basic	BCA II SEM IV	4ST	60	57		100
	Multimedia & tech	BCA III SEM VI	6ST	60	56		100

Result Analysis

Name of the Teacher	Semester/Year	Subject	Paper	Uni. Result	Result of college
Mr. Umesh Kantode	BCA III SEM V	Core java	5ST1	100	100
	BCA II SEM IV	Visual Basic	4ST	100	100
	BCA III SEM VI	Multimedia & tech	6ST	100	100

Teaching work performed (Faculty wise)

Name of the Teacher	Subject	Class	Paper	No. of Lectures Available	No. of Lectures actually engaged	Extras engaged	Extent to which syllabus is completed (%)
Mr. Amol Payghan	Numerical Method	BCA I SEM I	1ST4	70	58		100
	Discrete Mathematics	BCA I SEM I	1ST5	70	58		100
	Numerical Method 2	BCA I SEM II	2ST4	60	51		100
	Discrete Mathematics 2	BCA I SEM II	2ST5	60	48		100

Result Analysis

Name of the Teacher	Semester/Year	Subject	Paper	Uni. Result	Result of college
Mr. Amol Payghan	BCA I SEM I	Numerical Method	1ST4	100	100
	BCA I SEM I	Discrete Mathematics	1ST5	100	100
	BCA I SEM II	Numerical Method 2	2ST4	100	100
	BCA I SEM II	Discrete Mathematics 2	2ST5	100	100

Teaching work performed (Faculty wise)

Name of the Teacher	Subject	Class	Paper	No. of Lectures Available	No. of Lectures actually engaged	Extras engaged	Extent to which syllabus is completed (%)
Mr. Yogesh Patil	Computer Graphics	BCA III SEM V	5ST	70	60		100
	WDOA	BCA II SEM IV	4ST	60	58		100
	CG	MSC II SEM III	3MCS2	60	58		100
	DAA	MSC II SEM VI	4MCS2	60	52		100

Result Analysis

Name of the Teacher	Semester/Year	Subject	Paper	Uni. Result	Result of college
Mr. Yogesh Patil	BCA III SEM V	Computer Graphics	5ST	100	100
	BCA II SEM IV	WDOA	4ST	100	100
	MSC II SEM III	CG	3MCS2	100	100
	MSC II SEM VI	DAA	4MCS2	100	100

Teaching work performed (Faculty wise)

Name of the Teacher	Subject	Class	Paper	No. of Lectures Available	No. of Lectures actually engaged	Extras engaged	Extent to which syllabus is completed (%)
Mr. Sudhir Velukar	Digital Technique	BCA I SEM I	1ST3	70	60		100
	Digital Technique-2	BCA I SEM II	2ST3	70	50		100
	AI & ES	MSC II SEM IV	4MCS1	60	58		100

Result Analysis

Name of the Teacher	Semester/Year	Subject	Paper	Uni. Result	Result of college
Mr. Sudhir Velukar	BCA I SEM I	Digital Technique	1ST3	100	100
	BCA II SEM II	Digital Technique-2	2ST3	100	100
	MSC II SEM IV	AI & ES	4MCS1	100	100

Teaching work performed (Faculty wise)

Name of the Teacher	Subject	Class	Paper	No. of Lectures Available	No. of Lectures actually engaged	Extras engaged	Extent to which syllabus is completed (%)
Mr. Amol Kalekar	DBMS	BCA II SEM III	3ST3	70	62		100
	E-COM	BCA III SEM V	5ST5	70	61		100
	SAD/MIS	BCA II SEM IV	4ST1	60	58		100
	ADBMS	BCA III SEM VI	6ST5	60	54		100
	DOS	MSC II SEM III	3MCS4	60	59		100

Result Analysis

Name of the Teacher	Semester/Year	Subject	Paper	Uni. Result	Result of college
Mr. Amol Kalekar	BCA II SEM III	DBMS	3ST3	100	100
	BCA III SEM V	E-COM	5ST5	100	100

	BCA II SEM IV	SAD/MIS	4ST1	100	100
	BCA III SEM VI	ADBMS	6ST5	100	100
	MSC II SEM III	DOS	3MCS4	100	100

Teaching work performed (Faculty wise)

Name of the Teacher	Subject	Class	Paper	No. of Lectures Available	No. of Lectures actually engaged	Extras engaged	Extent to which syllabus is completed (%)
Mrs. Shital Patil	Communication Skill	BCA I SEM I	1ST6	70	58		100
	Networking	BCA II SEM IV	4ST4	60	56		100
	Communication Skill	BCA I SEM II	2ST6	60	48		100
	Software Engineering	BCA III SEM V	5ST3	70	58		100

Result Analysis

Name of the Teacher	Semester/Year	Subject	Paper	Uni. Result	Result of college
Mrs. Shital Patil	BCA I SEM I	Communication Skill	1ST6	100	100
	BCA II SEM IV	Networking	4ST4	100	100
	BCA I SEM II	Communication Skill	2ST6	100	100
	BCA III SEM V	Software Engineering	5ST3	100	100

Teaching work performed (Faculty wise)

Name of the Teacher	Subject	Class	Paper	No. of Lectures Available	No. of Lectures actually engaged	Extras engaged	Extent to which syllabus is completed (%)
Mr. Sunil Chinte	Network Security	BCA III SEM V	5ST2	70	59		100

	Client Server Technique	BCA III SEM VI	6ST2	60	54		100
	CSC	MSC II SEM III	3MCS3	60	60		100
	SE	MSC I SEM II	2MCS3	60	56		100

Result Analysis

Name of the Teacher	Semester/Year	Subject	Paper	Uni. Result	Result of college
Mr. Sunil Chinte	BCA III SEM V	Network Security	5ST2	100	100
	BCA III SEM VI	Client Server Technique	6ST2	100	100
	MSC II SEM III	CSC	3MCS3	100	100
	MSC I SEM II	SE	2MCS3	100	100

Teaching work performed (Faculty wise)

Name of the Teacher	Subject	Class	Paper	No. of Lectures Available	No. of Lectures actually engaged	Extras engaged	Extent to which syllabus is completed (%)
Mrs. Minal Shende	Adv. Os	BCA II SEM III	3ST4	70	61		100
	MC	MSC II SEM IV	4MCS4	60	52		100
	DATA STRUCTURE	MSC I SEM I	1MCS3	60	58		100
	CC	MSC I SEM II	2MCS4	60	58		100

Result Analysis

Name of the Teacher	Semester/Year	Subject	Paper	Uni. Result	Result of college
Mrs. Minal Shende	BCA II SEM III	Adv. Os	3ST4	100	100
	MSC II SEM IV	MC	4MCS4	100	100

	MSC I SEM I	DS	1MCS3	100	100
	MSC I SEM II	CC	2MCS4	100	100

Teaching work performed (Faculty wise)

Name of the Teacher	Subject	Class	Paper	No. of Lectures Available	No. of Lectures actually engaged	Extras engaged	Extent to which syllabus is completed (%)
Miss. Kanchan Korke	Electronics	BCA II SEM III	3ST5	70	60		100
	Adv. Micro	BCA II SEM IV	4ST5	60	58		100
	NS	MSC I SEM IV	4MCS3	60	58		100
	DSM	MSC I SEM I	1MCS1	60	58		100

Result Analysis

Name of the Teacher	Semester/Year	Subject	Paper	Uni. Result	Result of college	Observation by Committee.
Miss. Kanchan Korke	BCA II SEM III	Electronics	3ST5	100	100	
	BCA II SEM IV	Adv. Micro	4ST5	100	100	
	MSC I SEM IV	NS	4MCS3	100	100	
	MSC I SEM I	DSM	1MCS1	100	100	

Teaching work performed (Faculty wise)

Name of the Teacher	Subject	Class	Paper	No. of Lectures Available	No. of Lectures actually engaged	Extras engaged	Extent to which syllabus is completed (%)
---------------------	---------	-------	-------	---------------------------	----------------------------------	----------------	---

Miss. Aparna Kapse	Computer fundamental I	BCA I SEM I	1ST1	70	60		100
	Operating System	BCA I SEM II	2ST1	60	50		100
	CN	MSC I SEM I	1MCS4	60	56		100
	Data structure	MSC I SEM II	2MCS2	60	52		100

Result Analysis

Name of the Teacher	Semester/Year	Subject	Paper	Uni. Result	Result of college
Miss. Aparna Kapse	BCA I SEM I	Computer fundamental	1ST1	100	100
	BCA I SEM II	Operating System	2ST1	100	100
	MSC I SEM I	CN	1MCS4	100	100
	MSC I SEM II	DS	2MCS2	100	100

Teaching work performed (Faculty wise)

Name of the Teacher	Subject	Class	Paper	No. of Lectures Available	No. of Lectures actually engaged	Extras engaged	Extent to which syllabus is completed (%)
Mr. Ritesh D. Chandak	Creativity and Innovation	BBA I SEM I	C & I	60	58		100
	Business Law	BBA I SEM II	BL	60	58		100
	Management of Small Entrepreneurs	BBA II SEM IV	MSE	60	58		100
	Personal Financial Planning	BBA III SEM V	PPF	60	54		100
	Investment Management	BBA III SEM VI	IM	60	57		100

Result Analysis

Name of the Teacher	Semester/Year	Subject	Paper	Uni. Result	Result of college
Mr. Ritesh D. Chandak	BBA I SEM I	Creativity and Innovation	C & I	100	100
	BBA I SEM II	Business Law	BL	100	100
	BBA II SEM IV	Management of Small Entrepreneurs	MSE	100	100
	BBA III SEM V	Personal Financial Planning	PFP	100	100
	BBA III SEM VI	Investment Management	IM	100	100

Teaching work performed (Faculty wise)

Name of the Teacher	Subject	Class	Paper	No. of Lectures Available	No. of Lectures actually engaged	Extras engaged	Extent to which syllabus is completed (%)
Mr. Husain A. Bharmal	Secretarial Practices & Company Management	BBA II SEM III	SPCM	60	59		100
	Managerial Skill	BBA II SEM IV	MS	60	58		100
	Event Management	BBA III SEM V	EM	60	58		100
	Auditing	BBA III SEM VI	AUD	60	59		100

Result Analysis

Name of the Teacher	Semester/Year	Subject	Paper	Uni. Result	Result of college
Mr. Husain A. Bharmal	BBA II SEM III	Secretarial Practices & Company Management	SPCM	100	100
	BBA II SEM IV	Managerial Skill	MS	100	100
	BBA III SEM V	Event Management	EM	100	100

	BBA III SEM VI	Auditing	AUD	100	100
--	-------------------	----------	-----	-----	-----

Teaching work performed (Faculty wise)

Name of the Teacher	Subject	Class	Paper	No. of Lectures Available	No. of Lectures actually engaged	Extras engaged	Extent to which syllabus is completed (%)
Mr. Mossin I. Sheikh	Direct Tax Law	BBA II SEM III	DTL	60	57		100
	Indirect Tax Law	BBA II SEM IV	ITL	60	57		100
	Health Care & Hospitality Management	BBA IV SEM V	HCHM	60	56		100
	Industrial Law	BBA III SEM VI	IL	60	56		100

Result Analysis

Name of the Teacher	Semester/Year	Subject	Paper	Uni. Result	Result of college
Mr. Mohsin I. Sheikh	BBA II SEM III	Direct Tax Law	DTL	100	100
	BBA II SEM IV	Indirect Tax Law	ITL	100	100
	BBA IV SEM V	Health Care & Hospitality Management	HCHM	100	100
	BBA III SEM VI	Industrial Law	IL	100	100

Teaching work performed (Faculty wise)

Name of the Teacher	Subject	Class	Paper	No. of Lectures Available	No. of Lectures actually engaged	Extras engaged	Extent to which syllabus is completed (%)
Miss. Surbhi M. Darda	Business environment	BBA I SEM I	BE	60	58		100
	Financial Services	BBA I SEM II	FS	60	58		100
	Corporate Accounting	BBA II SEM IV	C.A/C	60	60		100
	Cost Accounting	BBA III SEM V	COST. A/C	60	58		100

Result Analysis

Name of the Teacher	Semester/Year	Subject	Paper	Uni. Result	Result of college
Miss. Surbhi M. Darda	BBA I SEM I	Business environment	BE	100	100
	BBA I SEM II	Financial Services	FS	100	100
	BBA II SEM IV	Corporate Accounting	C.A/C	100	100
	BBA III SEM V	Cost Accounting	COST.A/C	100	100

Teaching work performed (Faculty wise)

Name of the Teacher	Subject	Class	Paper	No. of Lectures Available	No. of Lectures actually engaged	Extras engaged	Extent to which syllabus is completed (%)
Mr. Shubham S. Kane	Business Communication	BBA I SEM I	BC	60	56		100
	Sales and Distribution Management	BBA II SEM III	SDM	60	59		100
	Marketing Management	BBA II SEM IV	MM	60	59		100

	Service Management	BBA III SEM VI	SM	60	60		100
--	--------------------	----------------	----	----	----	--	-----

Result Analysis

Name of the Teacher	Semester/Year	Subject	Paper	Uni. Result	Result of college
Mr. Shubham S. Kane	BBA I SEM I	Business Communication	BC	100	100
	BBA II SEM III	Sales and Distribution Management	SDM	100	100
	BBA II SEM IV	Marketing Management	MM	100	100
	BBA III SEM VI	Service Management	SM	100	100

Teaching work performed (Faculty wise)

Name of the Teacher	Subject	Class	Paper	No. of Lectures Available	No. of Lectures actually engaged	Extras engaged	Extent to which syllabus is completed (%)
Mr. Mahesh Onkar	Basics Of Accounting	BBA I SEM I	B.A/C	60	59		100
	Fundamental Of Accounting	BBA I SEM II	F.A/C	60	60		100
	Company Accounts	BBA II SEM III	C.A/C	60	60		100
	Management Accounts	BBA III SEM VI	M.A/C	60	58		100

Result Analysis

Name of the Teacher	Semester/Year	Subject	Paper	Uni. Result	Result of college
Mr. Mahesh Onkar	BBA I SEM I	Basics Of Accounting	B.A/C	100	100
	BBA I SEM II	Fundamental Of Accounting	F.A/C	100	100
	BBA II SEM III	Company Accounts	C.A/C	100	100

	BBA III SEM VI	Management Accounts	M.A/C	100	100
--	-------------------	---------------------	-------	-----	-----

Teaching work performed (Faculty wise)

Name of the Teacher	Subject	Class	Paper	No. of Lectures Available	No. of Lectures actually engaged	Extras engaged	Extent to which syllabus is completed (%)
Miss. Pratiksha Kawalkar	Principles of Economics	BBA I SEM II	P.ECO	60	60		100
	Indian Economics	BBA III SEM V	I.ECO	60	57		100

Result Analysis

Name of the Teacher	Semester/Year	Subject	Paper	Uni. Result	Result of college
Miss. Pratiksha Kawalkar	BBA I SEM II	Principles of Economics	P.ECO	100	100
	BBA III SEM V	Indian Economics	I.ECO	100	100

Teaching work performed (Faculty wise)

Name of the Teacher	Subject	Class	Paper	No. of Lectures Available	No. of Lectures actually engaged	Extras engaged	Extent to which syllabus is completed (%)
Mrs. Ankita Vilayatkar	Principles of Business Management	BBA I SEM II	PBM	60	57		100

Result Analysis

Name of the Teacher	Semester/Year	Subject	Paper	Uni. Result	Result of college
Mrs. Ankita Vilayatkar	BBA I SEM II	Principles of Business Management	PBM	100	100

Teaching work performed (Faculty wise)

Name of the Teacher	Subject	Class	Paper	No. of Lectures Available	No. of Lectures actually engaged	Extras engaged	Extent to which syllabus is completed (%)
Mr. Nitin Raut	Business Mathematics & Statistics	BBA I SEM I	BM	60	59		100

Result Analysis

Name of the Teacher	Semester/Year	Subject	Paper	Uni. Result	Result of college
Mr. Nitin Raut	BBA I SEM I	Business Mathematics & Statistics	BM	100	100

Teaching work performed (Faculty wise)

Name of the Teacher	Subject	Class	Paper	No. of Lectures Available	No. of Lectures actually engaged	Extras engaged	Extent to which syllabus is completed (%)
Mrs. Sonam Tungenwar	Human resource Management	BBA II SEM III	HRM	60	58		100

Result Analysis

Name of the Teacher	Semester/Year	Subject	Paper	Uni. Result	Result of college
Mrs. Sonam Tungenwar	BBA II SEM III	Human resource Management	HRM	100	100

Teaching work performed (Faculty wise)

Name of the Teacher	Subject	Class	Paper	No. of Lectures Available	No. of Lectures actually engaged	Extras engaged	Extent to which syllabus is completed (%)
Mr. Shubham S. Kane	Organizational Behaviour and Effectiveness	MBA I SEM I	OB	45	41		100
	Management information System	MBA I SEM I	MIS	45	41		100
	Research Methodology	MBA I SEM II	RM	45	40		100
	Production And Operation Management	MBA I SEM II	POM	45	40		100

Result Analysis

Name of the Teacher	Semester/Year	Subject	Paper	Uni. Result	Result of college
Mr. Shubham S. Kane	MBA I SEM I	Organizational Behaviour and Effectiveness	OB	100	100
	MBA I SEM I	Management information System	MIS	100	100
	MBA I SEM II	Research Methodology	RM	100	100
	MBA I SEM II	Production And Operation Management	POM	100	100

Teaching work performed (Faculty wise)

Name of the Teacher	Subject	Class	Paper	No. of Lectures Available	No. of Lectures actually engaged	Extras engaged	Extent to which syllabus is completed (%)
Miss. Prachi Thakare	Principles and Practices of Management	MBA I SEM I	PPM	45	42		100
	Human Resource Management	MBA I SEM II	HRM	45	41		100

	Compensation Management	MBA II SEM III	CM	45	41		100
	International Financial Management	MBA II SEM III	IFM	45	44		100
	Investment Science	MBA II SEM III	IS	45	42		100
	Human Resource Development	MBA II SEM III	HRD	45	40		100
	Financial Design Analysis	MBA II SEM IV	FDA	45	42		100
	Foreign Exchange Market	MBA II SEM IV	FEM	45	40		100
	Management of Group Process	MBA II SEM IV	MGP	45	42		100

Result Analysis

Name of the Teacher	Semester/Year	Subject	Paper	Uni. Result	Result of college
Miss. Prachi Thakare	MBA I SEM I	Principles and Practices of Management	PPM	100	100
	MBA I SEM II	Human Resource Management	HRM	100	100
	MBA II SEM III	Compensation Management	CM	100	100
	MBA II SEM III	International Financial Management	IFM	100	100
	MBA II SEM III	Investment Science	IS	100	100
	MBA II SEM III	Human Resource Development	HRD	100	100
	MBA II SEM IV	Financial Design Analysis	FDA	100	100
	MBA II SEM IV	Foreign Exchange Market	FEM	100	100
	MBA II SEM IV	Management of Group Process	MGP	99.33	99.33

Teaching work performed (Faculty wise)

Name of the Teacher	Subject	Class	Paper	No. of Lectures Available	No. of Lectures actually engaged	Extras engaged	Extent to which syllabus is completed (%)
Miss. Komal Panpaliya	Managerial Economics	MBA I SEM I	ME	45	41		100
	International Marketing Strategies	MBA II SEM III	IMS	45	42		
	Sales and Distribution Management	MBA II SEM III	SDM	45	43		
	Advertising Management	MBA II SEM III	AM	45	43		

Result Analysis

Name of the Teacher	Semester/Year	Subject	Paper	Uni. Result	Result of college
Miss. Komal Panpaliya	MBA I SEM I	Managerial Economics	ME	100	100
	MBA II SEM III	International Marketing Strategies	IMS	100	100
	MBA II SEM III	Sales and Distribution Management	SDM	100	100
	MBA II SEM III	Advertising Management	AM	100	100

Teaching work performed (Faculty wise)

Name of the Teacher	Subject	Class	Paper	No. of Lectures Available	No. of Lectures actually engaged	Extras engaged	Extent to which syllabus is completed (%)
Mr. Prashant Kalekar	Business Ethics	MBA I SEM I	BE	45	42		100
	Human Relation and Legal Framework	MBA II SEM III	HRLF	45	40		100
	Management of Industrial Relation	MBA II SEM III	MIR	45	40		100

	Agro Business Marketing	MBA II SEM III	ABM	45	40		100
--	-------------------------	----------------	-----	----	----	--	-----

Result Analysis

Name of the Teacher	Semester/Year	Subject	Paper	Uni. Result	Result of college
Mr.Prashant Kalekar	MBA I SEM I	Business Ethics	BE	100	100
	MBA II SEM III	Human Relation and Legal Framework	HRLF	100	100
	MBA II SEM III	Management of Industrial Relation	MIR	100	100
	MBA II SEM III	Agro Business Marketing	ABM	100	100

Teaching work performed (Faculty wise)

Name of the Teacher	Subject	Class	Paper	No.of Lectures Available	No. of Lectures actually engaged	Extras engaged	Extent to which syllabus is completed (%)
Miss. Surbhi Darda	Accounting for Managers	MBA I SEM I	Ac. M	45	43		100
	Retail Marketing	MBA II SEM IV	RTM	45	42		100

Result Analysis

Name of the Teacher	Semester/Year	Subject	Paper	Uni. Result	Result of college
Miss. Surbhi Darda	MBA I SEM I	Accounting for Managers	Ac.M	100	100
	MBA II SEM IV	Retail Marketing	RTM	100	100

Teaching work performed (Faculty wise)

Name of the Teacher	Subject	Class	Paper	No. of Lectures Available	No. of Lectures actually engaged	Extras engaged	Extent to which syllabus is completed (%)
Mr. Hussin Bharmal	Marketing Management	MBA I SEM II	MM	45	41		100
	Brand Management	MBA II SEM III	BM	45	42		100
	Rural Marketing	MBA II SEM IV	RM	45	42		100

Result Analysis

Name of the Teacher	Semester/Year	Subject	Paper	Uni. Result	Result of college
Mr. Hussin Bharmal	MBA I SEM II	Marketing Management	MM	100	100
	MBA II SEM III	Brand Management	BM	100	100
	MBA II SEM IV	Rural Marketing	RM	100	100

Teaching work performed (Faculty wise)

Name of the Teacher	Subject	Class	Paper	No. of Lectures Available	No. of Lectures actually engaged	Extras engaged	Extent to which syllabus is completed (%)
Mr. Mohsin Sheikh	Quantitative Methods	MBA I SEM I	QM	45	41		100
	Management Science	MBA I SEM II	MS	45	40		100
	Consumer Behaviour	MBA II SEM III	CB	45	42		100

Result Analysis

Name of the Teacher	Semester/Year	Subject	Paper	Uni. Result	Result of college
---------------------	---------------	---------	-------	-------------	-------------------

Mr. Mohsin Sheikh	MBA I SEM I	Quantitative Methods	QM	100	100
	MBA I SEM II	Management Science	MS	100	100
	MBA II SEM III	Consumer Behaviour	CB	92.31	92.31

Teaching work performed (Faculty wise)

Name of the Teacher	Subject	Class	Paper	No. of Lectures Available	No. of Lectures actually engaged	Extras engaged	Extent to which syllabus is completed (%)
Miss. Samruddhi Malani	Managerial Skill Development	MBA I SEM I	MSD	45	40		100
	Financial Management	MBA I SEM II	FM	45	42		100
	Indian Financial System	MBA II SEM III	IFS	45	42		100
	Management of Training and Development	MBA II SEM III	MTD	45	42		100
	Working Capital Management	MBA II SEM III	WCM	45	42		100
	Risk Management	MBA II SEM III	RM	45	40		100
	Financial derivatives	MBA II SEM IV	FD	45	42		100
	Organizational Development and Intervention Strategies	MBA II SEM IV	ODIS	45	42		100
	International HRM	MBA II SEM IV	IHRM	45	41		100

Result Analysis

Name of the Teacher	Semester/Year	Subject	Paper	Uni. Result	Result of college
Miss. Samruddhi Malani	MBA I SEM I	Managerial Skill Development	MSD	100	100
	MBA I SEM II	Financial Management	FM	100	100
	MBA II SEM III	Indian Financial System	IFS	100	100
	MBA II SEM III	Management of Training and Development	MTD	100	100
	MBA II SEM III	Working Capital Management	WCM	100	100
	MBA II SEM III	Risk Management	RM	100	100
	MBA II SEM IV	Financial derivatives	FD	100	100
	MBA II SEM IV	Organizational Development and Intervention Strategies	ODIS	99.33	99.33
	MBA II SEM IV	International HRM	IHRM	99.33	99.33

Teaching work performed (Faculty wise)

Name of the Teacher	Subject	Class	Paper	No. of Lectures Available	No. of Lectures actually engaged	Extras engaged	Extent to which syllabus is completed (%)
Mrs. Sonam Tungenwar	Business Environment	MBA I SEM II	BE	45	40		100
	Logistic Management	MBA I SEM II	LM	45	40		100
	Security Analysis and Portfolio Management	MBA II SEM IV	SAPM	45	42		100
	Insurance Management	MBA II SEM IV	IM	45	43		100

Result Analysis

Name of the Teacher	Semester/Year	Subject	Paper	Uni. Result	Result of college
Mrs. Sonam Tungenwar	MBA I SEM II	Business Environment	BE	100	100
	MBA I SEM II	Logistic Management	LM	100	100
	MBA II SEM IV	Security Analysis and Portfolio Management	SAPM	100	100
	MBA II SEM IV	Insurance Management	IM	100	100
	MBA I SEM II	Business Environment	BE	100	100

Teaching work performed (Faculty wise)

Name of the Teacher	Subject	Class	Paper	No. of Lectures Available	No. of Lectures actually engaged	Extras engaged	Extent to which syllabus is completed (%)
Miss. Kalyani Chandore	Strategic Management	MBA II SEM IV	SM	45	41		100
	Marketing for Non profit Org. and social Services	MBA II SEM IV	MNPOSS	45	41		100
	Human Behaviour at work place	MBA II SEM IV	HBWP	45	42		100

Result Analysis

Name of the Teacher	Semester/Year	Subject	Paper	Uni. Result	Result of college
Miss. Kalyani Chandore	MBA II SEM IV	Strategic Management	SM	98.36	98.36
	MBA II SEM IV	Marketing for Non profit Org. and social Services	MNPOSS	100	100
	MBA II SEM IV	Human Behaviour at work place	HBWP	99.33	99.33

Teaching work performed (Faculty wise)

Name of the Teacher	Subject	Class	Paper	No. of Lectures Available	No. of Lectures actually engaged	Extras engaged	Extent to which syllabus is completed (%)
Mrs. Ankita Vilayatkar	Sales Promotion Management	MBA II SEM IV	SPM	45	42		100
	Marketing of services	MBA II SEM IV	MoS	45	41		100
	International Marketing Environment	MBA II SEM IV	IME	45	41		100

Result Analysis

Name of the Teacher	Semester/Year	Subject	Paper	Uni. Result	Result of college
Mrs. Ankita Vilayatkar	MBA II SEM IV	Sales Promotion Management	SPM	100	100
	MBA II SEM IV	Marketing of services	MoS	100	100
	MBA II SEM IV	International Marketing Environment	IME	100	100

Teaching work performed (Faculty wise)

Name of the Teacher	Subject	Class	Paper	No. of Lectures Available	No. of Lectures actually engaged	Extras engaged	Extent to which syllabus is completed (%)
Miss. Pratiksha Kawalkar	Performance Management	MBA II SEM III	PM	45	41		100
	Corporate Leadership Management	MBA II SEM IV	CLM	45	42		100
	Knowledge Management	MBA II SEM IV	KM	45	42		100

Result Analysis

Name of the Teacher	Semester/Year	Subject	Paper	Uni. Result	Result of college
Miss. Pratiksha Kawalkar	MBA II SEM III	Performance Management	PM	100	100
	MBA II SEM IV	Corporate Leadership Management	CL	99.33	99.33
	MBA II SEM IV	Knowledge Management	KM	99.33	99.33

Teaching work performed (Faculty wise)

Name of the Teacher	Subject	Class	Paper	No. of Lectures Available	No. of Lectures actually engaged	Extras engaged	Extent to which syllabus is completed (%)
Mr. Ritesh Chandak	Business Law	MBA II SEM III	BL	45	43		100
	Management of Financial Services	MBA II SEM IV	MoFS	45	42		100
	Banking System	MBA II SEM III	BS	45	43		100

Result Analysis

Name of the Teacher	Semester/Year	Subject	Paper	Uni. Result	Result of college
Mr. Ritesh Chandak	MBA II SEM III	Business Law	BL	100	100
	MBA II SEM IV	Management of Financial Services	MoFS	100	100
	MBA II SEM III	Banking System	BS	100	100

Teachers Qualification improvement during audit / inspection period

Sr.No.	Name of Teacher	Qualification
1	Prof. Ritesh D. Chandak	M.Com,PGDM,LLB
2	Ms. Shital R. Batulwar	MCM, M.Sc.
3	Mr. Umesh R. Kantode	MCA
4	Mr. Amol B. Payghan	MCA
5	Mr. Sudhir N. Velukar	M.Sc(A/E), NET
6	Ku. Aprna Kapse	MCA
7	Ku. Kanchan Korke	M.E.(Electronics)
8	Ku. Sarika R. Maskare	M. Sc.(Computer)
9	Ku. Minal Shende	M. Sc.(Computer)
10	Mr. Yogesh M. Patil	MCM,M.Sc.(CS)
11	Mr. Atul Shingarwade	M.Sc(CS),MBA,B.ed,PHD
12	Mr. Sunil Chinte	BE,ME
13	Mr. Amol S. Kalekar	MCA,BSc(Math)
14	Dr. Prashant Karekar	MBA ,Ph.D.
15	Ku. Surbhi Darda	MBA
16	Mr. Shubham S. Kane	MBA
17	Mr. Mohsin I. Sheikh	M.com,MBA,B.ed
18	Mr. Mahesh Onkar	M.com,MBA,B.ed
19	Ku. Prachi R. Thakare	MBA
20	Ku. Samruddhi Malani	MBA
21	Mr Husain Bharmal	MBA
22	Mr. Aashish Jajoo	B. Com. MCM
23	Ku. Pratiksha Kawalkar	MBA

Research / Projects during audit / inspection period :


Year	Budgeted seed money	Actual disbursed	No. of Beneficiaries (Teachers / Students)
-	-	-	-


Research Project Completed / in process during audit / inspection period

Name of Teacher	Title of Project	Funding agency	Total amount Mobilized	Project outcomes such as Patent/ Policy Document
-	-	-	-	-

Research Guidance during audit / inspection period


Sr. No.	Number Enrolled	Thesis Submitted	Degree awarded
i) Ph. D..	-	-	-
ii) M. Phil..	-	-	-
iii) P.G. Dissertation/Project	-	-	-


Head,
Department of Computer Science


Head,
Department of Management


IQAC Coordinator
College of Management And
Computer Science, Yavatmal




Principal
College of Management And
Computer Science, Yavatmal

